

PADDLE STEAMER WAVERLEY



THE WORLD'S LAST SEAGOING PADDLE STEAMER

SAILING FROM SEPTEMBER 1 TO 20

SOUTH COAST
AND ISLE OF WIGHT
Cruises 2023



TIMETABLE, FARES & INFORMATION

STEAM ENGINE • SELF-SERVICE RESTAURANT • HEATED LOUNGES • SOUVENIRS
COASTAL SCENERY • EXCLUSIVE HIRE • FUNDRAISING CRUISES • COACH TOURS

WAVERLEYEXCURSIONS.CO.UK | 0141 243 2224



WELCOME ABOARD WAVERLEY

THE WORLD'S LAST SEAGOING PADDLE STEAMER


“One word...”
SPECTACULAR
FROM START TO FINISH



Don't miss your opportunity to step aboard the famous Paddle Steamer Waverley this September as she cruises the South Coast. This year sees Waverley make her first ever cruise from Shoreham and her first visit to Ryde for almost a decade.

Only aboard Waverley can you cruise round the Isle of Wight (advance booking recommended for this ever popular sailing) or steam along Dorset's stunning Jurassic Coast to view Lulworth Cove.

Cruise through the sparkling waters of the Solent and visit the charming town of Yarmouth on the Isle of Wight or set sail for the delightful seaside resort of Swanage.



Waverley's Triple Expansion Steam Engine - is open to public gaze and wonderment as it drives the ship's massive paddle wheels

For the ultimate "Steam Day Out" you can combine a trip on Waverley with either the Swanage Railway or Isle of Wight Steam Railway.

Look out for our special cruise to meet Steamship Shieldhall as these two heritage ships meet up to sail alongside each other!

Once aboard Waverley you must visit the Engine Room and savour the sight, sound and gentle armour of a real steamship - hear the telegraph ring and watch the engine start to move. You can even see the paddles turning through the portholes!



Enjoy the stunning views of the passing scenery from the decks of Waverley

With full catering facilities available throughout your cruise you can enjoy a hot or cold snack, tea and cake in the afternoon, a hot meal in the Dining Saloon or a refreshment in one of the period lounges, but don't forget to visit the Souvenir Shop and take home an exclusive gift or memento of your trip on this famous and much loved ship.

Discounts for Seniors are available on many cruises including our popular 'Senior Bring a Friend for HALF FARE' special offer on selected dates.

Children (5-16) go for half fare on most cruises, on shorter one way trips kids go for just £1 and on all cruises under 5s travel for FREE.



Relax in the Jeanie Deans Lounge - the ideal location to watch the spectacular coastal scenery slip past the window

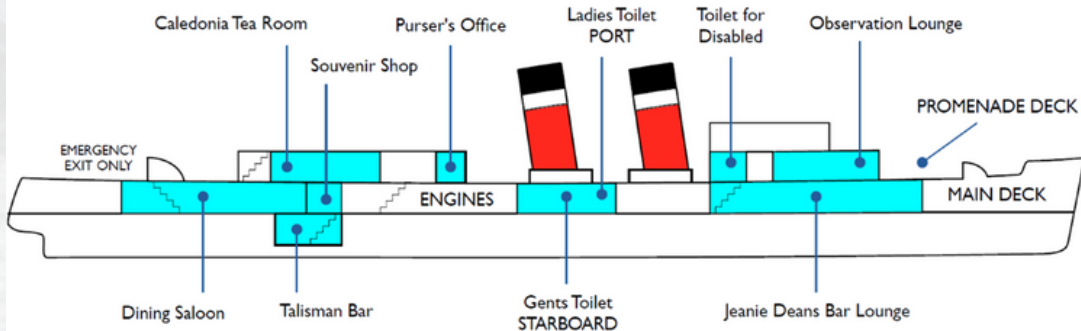


NHS workers can claim a 15% discount when booking in advance online, simply enter 'NHS15' in the promotional code box and the discount is applied (except Saturdays).

Group Organisers looking for that special day out can benefit from discounts for groups of 10 or more. Waverley can also be hired for an exclusive event or even a fundraising cruise for your good cause.

Tickets for all sailings can be booked in advance online at waverleyexcursions.co.uk or by calling 0141 243 2224 or purchased on board when you sail.

Waverley Deck Plan & Layout



All bookings are taken, tickets issued and all passengers and others carried subject to the Conditions of Carriage of Waverley Excursions Ltd. Copies are available on request from the Company office or on request from the Purser at the gangway before boarding the steamer.

Cruises From PORTSMOUTH HARBOUR STATION PIER

Waverley sails from the Wightlink FastCat Terminal within Portsmouth Harbour Station, PO1 3PS. The Hard Bus Interchange is adjacent to the station.

FRIDAYS September 1, 8 & 15

SENIOR BRING A FRIEND FOR HALF FARE*

Leave 12:30pm, back 6:25pm

Sail through the calm waters of the Solent to visit the charming Isle of Wight town of Yarmouth £46, or cruise through the Solent to the Western tip of the Isle of Wight to view the famous Needles Rocks and Lighthouse before entering Freshwater Bay £53.

*Buy one Senior ticket and get 50% off a second. Both passengers must be aged 60 or over to take advantage of this offer. Advance booking only.

VISIT YARMOUTH OR CRUISE NEEDLES LIGHTHOUSE AND FRESHWATER BAY

SATURDAY September 2

Leave 1:35pm, back 7pm

Enjoy a magnificent afternoon aboard Waverley as she steams round the Isle of Wight. View the Needles Rocks and Lighthouse, St Catherine's Lighthouse and the various towns on the island's ever changing coastline £56.

STEAM ROUND ISLE OF WIGHT

SATURDAY September 9

Leave 11:30am, back 7:40pm

Steam through the calm waters of the Solent to the charming Isle of Wight town of Yarmouth £46, or enjoy a magnificent cruise aboard Waverley as she steams round the Island £59.

VISIT YARMOUTH OR STEAM ROUND ISLE OF WIGHT

SATURDAY September 16

Leave 12:30pm, back 7pm

Sail across the Solent to visit the Isle of Wight town of Ryde £33. Have the ultimate steam day out by combining a sail on board Waverley with a visit to the award-winning Isle of Wight Steam Railway £49, or stay aboard for the full cruise steaming round the Isle of Wight £56.

VISIT RYDE, VISIT ISLE OF WIGHT STEAM RAILWAY OR STEAM ROUND ISLE OF WIGHT

THURSDAYS September 7 & 14

WEDNESDAY September 20

Leave 10am, back 8:30pm

Visit the charming Isle of Wight town of Yarmouth £46, Seniors £40, visit the popular seaside town of Swanage £56, Seniors £53, take a trip on the delightful Swanage Railway £65, or steam along Dorset's stunning Jurassic Coast west from Swanage Bay to Lulworth Cove £63.

VISIT YARMOUTH, SWANAGE, SWANAGE RAILWAY OR CRUISE JURASSIC COAST VIEWING LULWORTH COVE

TUESDAY September 19

Leave 1:35pm, back 7pm

Enjoy a magnificent afternoon aboard Waverley as she steams round the Isle of Wight. View the Needles Rocks and Lighthouse, St Catherine's Lighthouse and the various towns on the island's ever changing coastline £56, Senior £53.

STEAM ROUND ISLE OF WIGHT

Cruises From **SOUTHAMPTON**

Xelabus will provide a mandatory shuttle service from Southampton Central Railway Station into the docks. The shuttle bus will operate from outside Southampton Station, Blechynden Terrace (this is on the Platform 1 side of the station), SO15 1AL. Parking facilities are available nearby at SWR long stay car park (SO15 1GT) and Southbrook Rd North Car Park (SO15 1GX).

Times shown below are for Waverley, the shuttle bus will depart 20 minutes earlier.

FRIDAYS September 1, 8 & 15

**VISIT YARMOUTH
OR CRUISE NEEDLES
LIGHTHOUSE AND
FRESHWATER BAY**

SENIOR BRING A FRIEND FOR HALF FARE*

Leave 10:30pm, back 8:15pm

Visit Portsmouth £40, visit Yarmouth on the Isle of Wight £49, or enjoy a cruise to the Needles Rocks and Lighthouse £56.

**Buy one Senior ticket and get 50% off a second. Both passengers must be aged 60 or over to take advantage of this offer. Advance booking only.*

SATURDAY Sept 2 & TUESDAY Sept 19

Leave 10am, back 8:45pm

SATURDAY September 9

Leave 9:30am, back 9:30pm

Visit the charming Isle of Wight town of Yarmouth £49, visit Portsmouth £40 or steam round the Isle of Wight £65.

SATURDAY September 16

Leave 10:30am, back 8:45pm

Visit Portsmouth £40, visit the Isle of Wight town of Ryde £49, combine a cruise on Waverley with a trip on the Isle of Wight Steam Railway £65, or steam round the Isle of Wight £65.

SUNDAY September 3

Leave 9am, back 8:30pm

Visit Yarmouth £46, visit Swanage £55, Senior £53, Swanage Railway £65 or join Waverley for a special sailing to view of the Bournemouth Air Festival from the sea. Waverley will also meet the historic Steamship Shieldhall at anchor £69.

SUNDAYS September 10 & 17

Leave 10am, back 8pm

Visit Yarmouth £46, visit Swanage £55, Senior £53, Swanage Steam Railway £65 or steam along Dorset's stunning Jurassic Coast west to Lulworth Cove and Durdle Door £59.

MONDAY September 4

Leave 10:45am, back 5pm by coach from Poole

Steam down the Southampton Water and out past the Needles to sail with Steamship Shieldhall for a special meeting of these two historic steamships. One way £40, with coach return £49.

MONDAY September 11

Leave 11am, back 6pm by coach from Poole

Join Waverley for a stunning one way cruise to Poole Harbour viewing the Needles and Old Harry Rocks before enjoying a short visit to Poole. One-way £40, with coach return £49.

**VISIT YARMOUTH,
VISIT PORTSMOUTH
OR STEAM ROUND
ISLE OF WIGHT**

**VISIT PORTSMOUTH,
VISIT RYDE, ISLE OF
WIGHT STEAM
RAILWAY OR STEAM
ROUND ISLE OF WIGHT**

**VISIT SWANAGE,
SWANAGE RAILWAY
OR BOURNEMOUTH
AIR FESTIVAL & MEET
SS SHIELDHALL**

**VISIT SWANAGE,
SWANAGE RAILWAY
OR CRUISE JURASSIC
COAST VIEWING
LULWORTH COVE &
DURDLE DOOR**

**NEEDLES & MEET
SS SHIELDHALL**

**CRUISE NEEDLES,
OLD HARRY ROCKS
& VISIT POOLE**

VIEW WAVERLEY'S TRIPLE EXPANSION STEAM ENGINE



EXCLUSIVE WAVERLEY GIFTS AND SOUVENIRS

Treat yourself to a special memento of your cruise aboard Waverley and visit the Souvenir Shop. Pick up a gift from the wide range of exclusive souvenirs including clothing, homewares, books, stationery, confectionery and more.



WAVERLEY MUGS



BOOKS



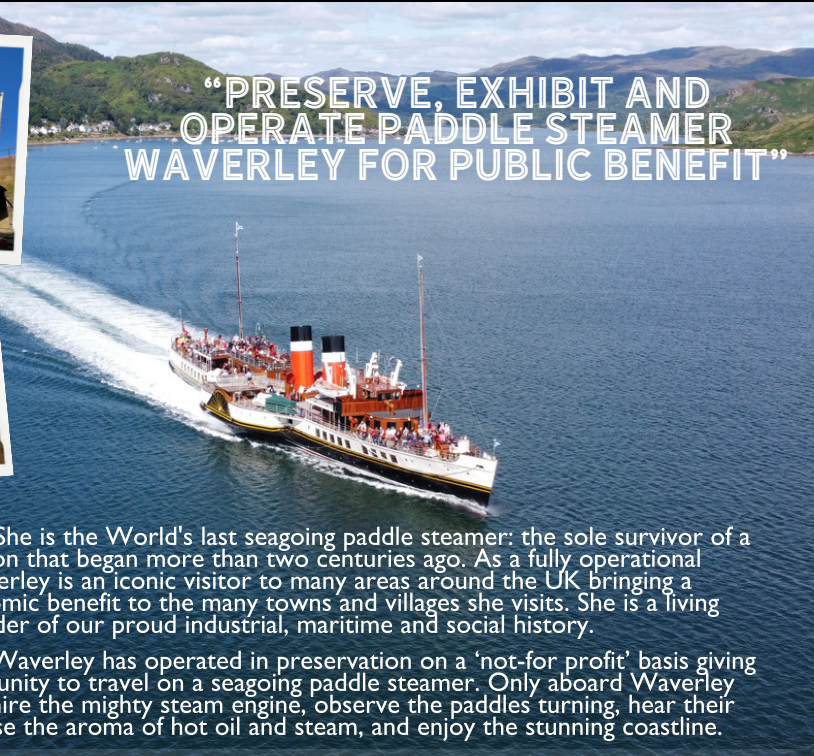
SOFT TOYS



FRIENDS OF WAVERLEY

BECOME A FRIEND OF WAVERLEY AND HELP SAFEGUARD WAVERLEY'S FUTURE

“PRESERVE, EXHIBIT AND OPERATE PADDLE STEAMER WAVERLEY FOR PUBLIC BENEFIT”



Waverley is unique. She is the World's last seagoing paddle steamer: the sole survivor of a maritime tradition that began more than two centuries ago. As a fully operational steamship Waverley is an iconic visitor to many areas around the UK bringing a measurable economic benefit to the many towns and villages she visits. She is a living reminder of our proud industrial, maritime and social history.

For almost 50 years Waverley has operated in preservation on a 'not-for profit' basis giving millions the opportunity to travel on a seagoing paddle steamer. Only aboard Waverley can passengers admire the mighty steam engine, observe the paddles turning, hear their rhythmic beat, sense the aroma of hot oil and steam, and enjoy the stunning coastline.

Become a Friend of Waverley today and play your part in safeguarding Waverley's future. By giving a regular fixed monthly donation you will help us to keep Waverley alive, her steam engine turning, her paddles still beating. We suggest a monthly donation amount which relates to Waverley:



520 FRIEND

Donate £5.20 a month to match Waverley's engine number. As a token of recognition, you will receive an exclusive Friends of Waverley pen.

1330 FRIEND

Donate £13.30 a month to match Waverley's hull number at the shipyard of A & J Inglis where she was built. As a token of recognition, you will receive an exclusive Friends of Waverley pen and notebook.



1947 FRIEND

Donate £19.47 a month to match the year of Waverley's maiden voyage. As a token of recognition, you will receive an exclusive Friends of Waverley pen and an exclusive mounted print.



Cruises From **YARMOUTH PIER**

Yarmouth Pier, PO41 0PB. Pay & display parking available at the ferry terminal. Ferry connection from Lymington - approx. 5 mins walk from Yarmouth Pier.

CRUISE NEEDLES LIGHTHOUSE AND FRESHWATER BAY

FRIDAYS September 1, 8 & 15

SENIOR BRING A FRIEND FOR HALF FARE*

Leave 2:20pm, back 4:35pm

Cruise west from Yarmouth to the famous Needles rocks and Lighthouse before entering Freshwater Bay £35.

*Buy one Senior ticket and get 50% off a second. Both passengers must be aged 60 or over to take advantage of this offer. Advance booking only.

VISIT SWANAGE, SWANAGE RAILWAY OR BOURNEMOUTH AIR FESTIVAL & MEET SS SHIELDHALL

SUNDAY September 3

Leave 10:45am, back 7pm

Visit Swanage £49, Swanage Steam Railway £59 or join Waverley for a special sailing to view of the Bournemouth Air Festival from the sea. Waverley will also meet the historic Steamship Shieldhall at anchor £63.

VISIT SWANAGE, SWANAGE RAILWAY OR CRUISE JURASSIC COAST VIEWING LULWORTH COVE & DURDLÉ DOOR

SUNDAYS September 10 & 17

Leave 11:50am, back 6:30pm

Visit Swanage £49, Swanage Steam Railway £59 or steam along Dorset's stunning Jurassic Coast west from Swanage Bay to Lulworth Cove and Durdle Door £56.

EVENING CRUISE NEEDLES & POOLE HARBOUR

WEDNESDAY September 6

Leave 4pm, back 8:50pm

Join Waverley for an evening sunset cruise from Yarmouth viewing the Needles and cruising into Poole Harbour £45.

VISIT SWANAGE, SWANAGE RAILWAY OR CRUISE JURASSIC COAST TO VIEW LULWORTH COVE

THURSDAYS September 7 & 14

WEDNESDAY September 20

Leave 11:50am, back 6:35pm

Visit Swanage £49, Seniors £46, take a trip on the popular Swanage Railway £59 or steam along Dorset's stunning Jurassic Coast from Swanage Bay to Lulworth Cove £56, Senior £53.

STEAM ROUND THE ISLE OF WIGHT

Enjoy a grand cruise round the Island and through the Solent, view the famous Needles Rocks & Lighthouse, Alum Bay, Spithead, Cowes, and St Catherine's Point.

Advance booking is recommended for this popular cruise. Saturdays Adult £55, weekdays Adult £53, Senior only £49.

SATURDAY September 2 - Leave 11:45am, back 5:10pm

WEDNESDAY September 6 - Leave 11:30am, back 4pm

SATURDAY September 9 - Leave 1:20pm back 5:50pm

TUESDAY September 12 - Leave 12:45pm, back 5:15pm

WEDNESDAY September 19 - Leave 11:45am back 5:10pm

Cruises From **POOLE HARBOUR**

Waverley will sail from The Quay, BH15 1BQ. Rail - Poole Station approx. 15-20 mins walk.

**VISIT SWANAGE,
VISIT RYDE OR CRUISE
NO MAN'S LAND, HORSE
SAND FORTS &
SANDOWN BAY**

TUESDAY September 5
Leave 9:45am, back 7:40pm

Cruise past Old Harry Rocks to the charming Dorset seaside town of Swanage with time ashore £36, steam across to the Isle of Wight to visit the town of Ryde £53, Senior £49, or sail through the Solent and past No Man's Land and the Horse Sands Forts to Sandown Bay £56.

**VISIT YARMOUTH
OR STEAM ROUND
ISLE OF WIGHT**

TUESDAY September 12
Leave 9:30am, back 8pm by coach from Swanage

One-way cruise to Swanage £29, steam across to charming Isle of Wight town of Yarmouth £49, Senior £46, or enjoy a grand cruise steaming round the Isle of Wight viewing the Needles Rocks and Lighthouse, St Catherine's Lighthouse and the various towns on the island's coast £59.

**VISIT YARMOUTH
OR STEAM ROUND
ISLE OF WIGHT**

WEDNESDAY September 6
Leave 9am, back 6:20pm

Steam across to the Isle of Wight with views of the Needles Rocks and Lighthouse before arriving at the charming Isle of Wight town of Yarmouth £49, Senior £46, or enjoy a grand cruise steaming round the Isle of Wight £59.

Cruises From **RYDE PIER**

Ryde Pier Head, PO33 2HE. Limited Pay & display parking available at the ferry terminal. Passengers are recommended to park in Ryde and take Island Line train to Pier Head.

**CRUISE NO MAN'S LAND,
HORSE SAND FORTS
& SANDOWN BAY**

TUESDAY September 5
Leave 2pm, back 3:50pm

Join Waverley for a unique afternoon cruise viewing No Man's Land and the Horse Sands Forts to Sandown Bay £36, Senior only £30.

**CRUISE SOLENT TO
NEEDLES & VISIT
YARMOUTH**

WEDNESDAY September 13
Leave 1pm, back 6:50pm

Enjoy a grand afternoon cruise steaming through the Solent with stunning views of the famous Needles Rocks and Lighthouse. Enjoy some time ashore in the charming Isle of Wight town of Yarmouth £46.

**STEAM ROUND
ISLE OF WIGHT**

SATURDAY September 16
Leave 1:30pm, back 6pm

Enjoy a magnificent afternoon aboard Waverley as she steams round the Isle of Wight. View the Needles Rocks and Lighthouse, St Catherine's Lighthouse and the various towns on the island's ever changing coastline £55.



Coach Connections From **WORTHING**



Coach departs Worthing Pier to join Waverley at Portsmouth or Shoreham.
Rail - Worthing Central Station approximately 15 minutes walk.

WEDNESDAY September 13

Leave 8:45am, back 8:45pm

**VISIT RYDE, ISLE OF
WIGHT STEAM
RAILWAY OR CRUISE
SOLENT & NEEDLES
AND VISIT YARMOUTH**

Join Waverley for her first ever sailing from Shoreham. Cruise the south coast to the Isle of Wight and visit Ryde £59, enjoy a trip on the Isle of Wight Steam Railway £75, or cruise through the Solent with views of the Needles Rocks and Lighthouse and enjoy time ashore in Yarmouth £69. Coach connection from Worthing Pier to join Waverley at Shoreham .

WEDNESDAY September 20

Leave 8:30am, back 9:45pm

**YARMOUTH, SWANAGE,
SWANAGE RAILWAY OR
CRUISE JURASSIC
COAST VIEWING
LULWORTH COVE**

Visit Yarmouth £53, visit Swanage £59, take a trip on the Swanage Railway £69, or steam along Dorset's stunning Jurassic Coast west from Swanage Bay to Lulworth Cove £65. Coach connection from Worthing Pier to join Waverley at Portsmouth.

Coach Connection From **BRIGHTON**



Coach connection from Palace Pier (Stop CS) bus stop on Grand Jct Rd directly across from Pier Nine Casinosto join Waverley at Shoreham Port.

WEDNESDAY September 13

Leave 8:45am, back 9pm

**VISIT RYDE, ISLE OF
WIGHT STEAM RAILWAY
OR CRUISE SOLENT &
NEEDLES AND VISIT
YARMOUTH**

Cruise along the south coast to the Isle of Wight and visit Ryde £59, take a trip on the Isle of Wight Steam Railway £75, or cruise through the Solent with stunning views of the Needles Rocks and Lighthouse, and visit Yarmouth £69.

Cruise From **SHOREHAM**

Mandatory shuttle service, departing 9am, to be provided from the East side of Ham Road, directly outside Focus Group building, Shoreham-by-Sea BN43 6PA.

WEDNESDAY September 13

Leave 9am, back 9pm

**VISIT RYDE, ISLE OF
WIGHT STEAM RAILWAY
OR CRUISE SOLENT &
NEEDLES AND VISIT
YARMOUTH**

Join Waverley for her first ever sailing from Shoreham. Cruise the south coast to the Isle of Wight and visit Ryde £59, take a trip on the Isle of Wight Steam Railway £75, or cruise through the Solent with stunning views of the Needles Rocks and Lighthouse and enjoy some time ashore in Yarmouth £69.

Cruises From **SWANAGE PIER**

Swanage Pier, BH19 2AW. Parking spaces on the pier are limited.
Pay & Display parking is available on Broad Road, on the hill behind the pier.

BOURNEMOUTH AIR FESTIVAL AND MEET STEAMSHIP SHIELDHALL

SUNDAY September 3

Leave 12:30pm, back 5:10pm

Join Waverley for a special sailing to give a grandstand view of the Bournemouth Air Festival from the sea. Waverley will also meet the historic Steamship Shieldhall at anchor £49.

CRUISE JURASSIC COAST VIEWING LULWORTH COVE & DURDLÉ DOOR

SUNDAYS September 10 & 17

Leave 1:40pm, back 4:30pm

Join Waverley for a wonderful afternoon cruise as she steams along Dorset's stunning Jurassic Coast west from Swanage Bay to Lulworth Cove and Durdle Door £43. Children (5-16) go for just £1 on this afternoon cruise.

VISIT RYDE OR CRUISE NO MAN'S LAND, HORSE SAND FORTS & SANDOWN BAY

TUESDAY September 5

Leave 11:05am, back 6:30pm

Steam across to the Isle of Wight with views of the Needles Rocks and Lighthouse before sailing through the Solent to visit the town of Ryde £49, Senior £46, or steam through the Solent and past No Man's Land and the Horse Sands Forts to Sandown Bay £53.

VISIT YARMOUTH OR STEAM ROUND ISLE OF WIGHT

TUESDAY September 12

Leave 10:50am, back 7pm

Steam across to the Isle of Wight to visit the charming Isle of Wight town of Yarmouth £46, Senior £43, or enjoy a grand cruise steaming round the Isle of Wight. View the Needles Rocks and Lighthouse, St Catherine's Lighthouse and the various towns on the island's coast.

CRUISE JURASSIC COAST VIEWING LULWORTH COVE

THURSDAYS September 7 & 14

WEDNESDAY September 20

Leave 1:40pm, back 4:30pm

Join Waverley for a wonderful afternoon cruise as she steams along Dorset's stunning Jurassic Coast west from Swanage Bay to Lulworth Cove £43, Senior £40.





SOUTH COAST AND ISLE OF WIGHT SEPTEMBER 1 TO 20

FRIDAY SEPTEMBER 1

Southampton	1030
Portsmouth Harbour	1230
Yarmouth	1420

CRUISE TO THE NEEDLES & FRESHWATER BAY

Yarmouth	1635
Portsmouth Harbour	1825
Southampton	2015

SATURDAY SEPTEMBER 2

Southampton	1000
Yarmouth	1145
Portsmouth Harbour	1335

STEAM ROUND ISLE OF WIGHT

Yarmouth	1710
Portsmouth Harbour	1900
Southampton	2045

SUNDAY SEPTEMBER 3

Southampton	0900
Yarmouth	1045
Swanage	1230

VIEW BOURNEMOUTH AIR FESTIVAL & MEET STEAMSHIP SHIELDHALL

Swanage	1710
Yarmouth	1900
Southampton	2030

MONDAY SEPTEMBER 4

Southampton	1045
-------------	------

CRUISE NEEDLES & MEET & STEAM WITH STEAMSHIP SHIELDHALL

Poole	1530
Southampton	Arr 1700

TUESDAY SEPTEMBER 5

Poole	0945
Swanage	1105
Ryde	1350/1400

CRUISE NO MAN'S LAND & HORSE SAND FORTS, & SANDOWN BAY

Ryde	1550/1600
Swanage	1830
Poole	1940

Enjoy the option of a trip on either the Isle of Wight Steam Railway or the Swanage Railway.

WEDNESDAY SEPTEMBER 6

Poole	0900
Yarmouth	1130

STEAM ROUND ISLE OF WIGHT

Yarmouth	1600
Poole	1820

Evening Sunset Cruise

Yarmouth	1600
----------	------

CRUISE NEEDLES & POOLE HARBOUR

Yarmouth	2050
----------	------

THURSDAY SEPTEMBER 7

Portsmouth Harbour	1000
Yarmouth	1150
Swanage	1340

CRUISE DORSET'S JURASSIC COAST & LULWORTH COVE

Swanage	1630/1645
Yarmouth	1835
Portsmouth Harbour	2030

FRIDAY SEPTEMBER 8

Southampton	1030
Portsmouth Harbour	1230
Yarmouth	1420

CRUISE TO THE NEEDLES & FRESHWATER BAY

Yarmouth	1635
Portsmouth Harbour	1825
Southampton	2015

SATURDAY SEPTEMBER 9

Southampton	0930
Portsmouth Harbour	1130
Yarmouth	1320

STEAM ROUND ISLE OF WIGHT

Yarmouth	1750
Portsmouth Harbour	1940
Southampton	2130

SUNDAY SEPTEMBER 10

Southampton	1000
Yarmouth	1150
Swanage	1340

CRUISE DORSET'S JURASSIC COAST VIEWING LULWORTH COVE & DURDL DOOR

Swanage	1630/1640
Yarmouth	1830
Southampton	2000

MONDAY SEPTEMBER 11

Southampton	1100
-------------	------

CRUISE NEEDLES, OLD HARRY ROCKS & POOLE HARBOUR

Poole	1500
Poole	Dep 1630
Southampton	Arr 1800

TUESDAY SEPTEMBER 12

Poole	0930
Swanage	1050
Yarmouth	1245

STEAM ROUND ISLE OF WIGHT

Yarmouth	1715
Swanage	1900
Poole	Arr 2000

WEDNESDAY SEPTEMBER 13

Waverley's First Ever Sailing from Shoreham

Brighton	Dep 0845
Worthing	Dep 0845
Shoreham	Dep 0900
Shoreham Harbour	0945
Ryde	1250/1300

CRUISE SOLENT & NEEDLES LIGHTHOUSE

Yarmouth	1545/1715
Ryde	1850/1900
Portsmouth Harbour	1940
Worthing	Arr 2045
Shoreham	Arr 2100
Brighton	Arr 2100

THURSDAY SEPTEMBER 14

Portsmouth Harbour	1000
Yarmouth	1150
Swanage	1340

CRUISE DORSET'S JURASSIC COAST & LULWORTH COVE

Swanage	1630/1645
Yarmouth	1835
Portsmouth Harbour	2030

FRIDAY SEPTEMBER 15

Southampton	1030
Portsmouth Harbour	1230
Yarmouth	1420

CRUISE TO THE NEEDLES & FRESHWATER BAY

Yarmouth	1635
Portsmouth Harbour	1825
Southampton	2015

SATURDAY SEPTEMBER 16

Southampton	1030
Portsmouth Harbour	1230
Ryde	1320/1330

STEAM ROUND ISLE OF WIGHT

Ryde	1800/1810
Portsmouth Harbour	1900
Southampton	2045

SUNDAY SEPTEMBER 17

Southampton	1000
Yarmouth	1150
Swanage	1340

CRUISE DORSET'S JURASSIC COAST VIEWING LULWORTH COVE & DURDL DOOR

Swanage	1630/1640
Yarmouth	1830
Southampton	2000

TUESDAY SEPTEMBER 19

Southampton	1000
Yarmouth	1145
Portsmouth Harbour	1335

STEAM ROUND ISLE OF WIGHT

Yarmouth	1710
Portsmouth Harbour	1900
Southampton	2045

WEDNESDAY SEPTEMBER 20

Worthing	Dep 0830
Portsmouth Harbour	1000
Yarmouth	1150
Swanage	1340

CRUISE DORSET'S JURASSIC COAST & LULWORTH COVE

Swanage	1630/1645
Yarmouth	1835
Portsmouth Harbour	2030
Worthing	Arr 2145

Southampton Sailings

Mandatory Shuttle bus operates from Southampton Central Railway Station to join Waverley in the docks. Shuttle Bus departs 20 minutes before the advertised departure time for Waverley.

Arr / Dep denotes inclusive Coach Connection.