

WAVERLEY

THE WORLD'S LAST SEAGOING PADDLE STEAMER



BRISTOL CHANNEL & SOUTH WEST WALES ACCESSIBILITY GUIDE

PADDLE STEAMER WAVERLEY

THE WORLD'S LAST SEAGOING PADDLE STEAMER



Introduction

Paddle Steamer Waverley is a heritage vessel from the 1940s which operates from over 70 ports and piers around the UK. In operating Waverley for public benefit we work to provide a safe and enjoyable experience for all passengers, including those with accessibility needs. This guide is provided to aid passengers in planning their trip aboard Waverley.

If you have any specific requirements or further questions regarding accessibility, please contact our Booking Office by emailing info@waverleyexcursions.co.uk prior to your cruise.

Gangways and Wheelchair Access

The gangways leading to Waverley have foot ridges for safety purposes therefore wheelchairs can't be pushed across gangways. Wheelchair passengers who are unable to walk across the gangway will need to be carried across whilst seated in the wheelchair.

For safety reasons, there is a maximum weight limit of 14 stone (90kg) for passengers which can be carried in wheelchairs. Please keep this in mind when planning your cruise.

Please be aware that there may be stairs on one or both ends of the gangway when embarking or disembarking Waverley. Our crew members are able to assist passengers who require additional support or have limited mobility.

Electric Wheelchairs and Motor Scooters

Due to safe manual handling regulations and the nature of Waverley's gangways, we are unable to carry electric wheelchairs or motor scooters on board Waverley. We apologise for any inconvenience this may cause.

Moving Around Waverley

As Waverley is a historic passenger ship, the stairs between the decks are relatively steep. If you have any concerns or require assistance navigating the stairs, please ask our crew members for help.

Accessible Toilet

Waverley has an accessible toilet facility on the promenade deck, which can be accessed using a Radar Key or by collecting a key from the Purser's Office or the Caledonia Tea Bar.




Coach Connections

Some of Waverley's trips include a coach connection. Please contact us to confirm if there are accessible coaches operating where a section of the trip is undertaken by coach connection or a coach return.

Ports and Piers Information

Many of the piers Waverley uses were built in the days before easy accessibility and step-free access were considered necessary. Embarking and disembarking the ship can also be made difficult by natural forces such as tidal ranges in certain locations.

We use three categories for classifying the accessibility of each port / pier as shown in the table below.

Category	Description
	Category A ports / piers have no restrictions to accessing Waverley for disabled passengers or those with restricted mobility.
	These ports / piers may have access restrictions depending on local tidal conditions.
	These ports / piers have access restrictions with no step-free access.

Please note that at any port / pier there may be steps at the gangway or once aboard Waverley.

Please note that at any port / pier there may be steps at the gangway or once aboard Waverley.

Pier / Port	Category	Pier / Port	Category
Bideford	A	Penarth	B
Clevedon	C	Porthcawl	A
Fishguard	A	Portishead	A
Ilfracombe	B	Swansea	A
Lundy Island	A	Tenby	A
Milford Haven	B	Weston-Super-Mare	C
Minehead	A		

Bideford Quay

The Quay, Bideford, EX39 2EY

Car Parking

Pay and display parking available at The Quay, EX39 2HL (maximum stay 10 hours)

Step-free up to gangway

Yes

Wheelchair Accessible

Yes

Additional Accessibility Information

N/A

CATEGORY A



Clevedon Pier

Clevedon Pier, BS21 7QT

Car Parking

Limited on street parking in areas behind the sea front. Pay and display parking Hawthorns, BS21 7RG.

Step-free up to gangway

No, between 2-6 flights of stairs must be used at Clevedon.


Wheelchair Accessible

No. Wheelchairs cannot be carried down the stairs.

Additional Accessibility Information

Passengers are advised that they may be required to use up to 6 flights of stairs before reaching the ship's gangway.

CATEGORY C



Fishguard Harbour

Fishguard Harbour, SB64 0BX

Car Parking

The port will provide a parking area for Waverley passengers on the day.

Step-free up to gangway

Yes

Wheelchair Accessible

Yes

Additional Accessibility Information

N/A

CATEGORY A



Ilfracombe Harbour

Ilfracombe Harbour, EX34 9EQ

Car Parking

Pay and display parking available at the main car park at the pier.

Step-free up to gangway

Mostly yes, occasionally the use of the high water berth at mid-tide will require use of stairs.

Wheelchair Accessible

Yes

Additional Accessibility Information

N/A

CATEGORY B



Lundy Island Pier

Lundy Island

Car Parking

N/A

Step-free up to gangway

Yes

Wheelchair Accessible

Yes

Additional Accessibility Information

N/A

CATEGORY A



Milford Haven

Mackerel Quay, SA73 3BN

Car Parking

Parking available at Mackerel Quay Car Park, SA73 3BN.

Step-free up to gangway

No, there is one step up to reach the quayside before the gangway.

Wheelchair Accessible

Yes

Additional Accessibility Information

Passengers are advised that at low water the angle of the gangway may be steep at Milford Haven.

CATEGORY B



Minehead Harbour

Minehead Harbour, TA24 5UL

Car Parking

Pay & Display parking at Quay West, approximately 5 minutes walk.

Step-free access to ship

Yes

Wheelchair Accessible

Yes

Additional Accessibility Information

N/A

CATEGORY A



Porthcawl Harbour

Porthcawl Harbour, CF36 3XA

Car Parking

Parking available along Eastern Promenade

Step-free access to ship

Yes

Wheelchair Accessible

Yes

Additional Accessibility Information

N/A

CATEGORY A



Swansea

Fabian Way Park & Ride, SA1 8LD

Car Parking

Parking provided at Fabian Way Park & Ride. All day parking costs £1.

Step-free access to ship

Yes

Wheelchair Accessible

Yes

Additional Accessibility Information

Passengers must join a mandatory shuttle bus which will run into the docks to meet Waverley.

CATEGORY A



Penarth Pier

Penarth Pier, CF64 3AU

Car Parking

Limited on street parking on Marine Parade etc. Pay and display parking available Cliff Parade CF64 5BL.

Step-free up to gangway

Mostly no. Most sailings use lower landing stages that are accessed via 1 - 2 flights of stairs.

Wheelchair Accessible

Limited to high tide calls only.

Additional Accessibility Information

Passengers are advised that they may be required to use up to 2 flights of stairs before reaching the ship's gangway.

CATEGORY B



Portishead

Eastcliff, BS20 7AF

Car Parking

On street parking available at Roath Road, Beach Road East, Gardner Road, Woodhill Road.

Step-free access to ship

Yes

Wheelchair Accessible

Yes

Additional Accessibility Information

N/A

CATEGORY A



Tenby Harbour

Tenby Harbour, SA70 8BY

Car Parking

3 disabled spaces available at the Harbour, SA70 8BY. More pay and display parking available throughout Tenby.

Step-free access to ship

Yes

Wheelchair Accessible

Yes

Additional Accessibility Information

N/A

CATEGORY A



Car Parking

2 disabled spaces available at Knightstone Causeway, BS23 2AD. Pay and display parking available throughout Weston.

Step-free access to ship

Yes

Wheelchair Accessible

No. Distance between gangway and surrounding walls is not large enough to allow wheelchair access.


Additional Accessibility Information

Distance between entrance to gangway and surrounding walls is too tight for wheelchair access.

CATEGORY C



**PADDLE
STEAMER**



WAVERLEY

THE WORLD'S LAST SEAGOING PADDLE STEAMER