



WAVERLEY

THE WORLD'S LAST SEAGOING PADDLE STEAMER

GLASGOW & CLYDE COAST ACCESSIBILITY GUIDE



Introduction

Paddle Steamer Waverley is a heritage vessel from the 1940s which operates from over 70 ports and piers around the UK. In operating Waverley for public benefit we work to provide a safe and enjoyable experience for all passengers, including those with accessibility needs. This guide is provided to aid passengers in planning their trip aboard Waverley.

If you have any specific requirements or further questions regarding accessibility, please contact our Booking Office by emailing info@waverleyexcursions.co.uk prior to your cruise.

Gangways and Wheelchair Access

The gangways leading to Waverley have foot ridges for safety purposes therefore wheelchairs can't be pushed across gangways. Wheelchair passengers who are unable to walk across the gangway will need to be carried across whilst seated in the wheelchair.

For safety reasons, there is a maximum weight limit of 14 stone (90kg) for passengers which can be carried in wheelchairs. Please keep this in mind when planning your cruise.

Please be aware that there may be stairs on one or both ends of the gangway when embarking or disembarking Waverley. Our crew members are able to assist passengers who require additional support or have limited mobility.

Electric Wheelchairs and Motor Scooters

Due to safe manual handling regulations and the nature of Waverley's gangways, we are unable to carry electric wheelchairs or motor scooters on board Waverley. We apologise for any inconvenience this may cause.

Moving Around Waverley

As Waverley is a historic passenger ship, the stairs between the decks are relatively steep. If you have any concerns or require assistance navigating the stairs, please ask our crew members for help.

Accessible Toilet

Waverley has an accessible toilet facility on the promenade deck, which can be accessed using a Radar Key or by collecting a key from the Purser's Office or the Caledonia Tea Bar.




Coach Connections

Some of Waverley's trips include a coach connection. Please contact us to confirm if there are accessible coaches operating where a section of the trip is undertaken by coach.

Ports and Piers Information

Many of the piers Waverley uses were built in the days before easy accessibility and step-free access were considered necessary. Embarking and disembarking the ship can also be made difficult due to tidal ranges in certain locations.

We use three categories for classifying the accessibility of each port / pier as shown in the table below.

Category	Description
	Category A ports / piers have no restrictions to accessing Waverley for disabled passengers or those with restricted mobility.
	These ports / piers may have access restrictions depending on local tidal conditions.
	These ports / piers have access restrictions with no step-free access.

Please note that at any port / pier there may be steps at the gangway or once aboard Waverley.

Please note that at any port / pier there may be steps at the gangway or once aboard Waverley.

Pier / Port	Category	Pier / Port	Category
Ardrishaig	A	Greenock	A
Ardrossan	A	Kilcreggan	A
Ayr	A	Largs	A
Blairmore	A	Lochranza	A
Brodick	A	Millport (Keppel)	A
Campbeltown	A	Rothesay	A
Dunoon	B	Tarbert	A
Girvan	A	Tighnabruaich	A
Glasgow	B	Troon	A

Ardrishaig

Pier Square, PA30 8DZ

Car Parking

Car park 5 mins walk from pier.

Step-free access to ship

Yes

Wheelchair Accessible

Yes

Additional Accessibility Information

N/A

CATEGORY A



Ayr Harbour

South Harbour, Compass Pier, KA7 1JT

Car Parking

No parking is available adjacent to the harbour. Cromwell Road Free Car Park opposite the Horizon Hotel, allow 15 mins to reach ship.

Step-free up to gangway

Yes

Wheelchair Accessible

Yes

Additional Accessibility Information

N/A

CATEGORY A



Brodick Pier

Brodick Ferry Terminal, KA27 8AY

Car Parking

Parking available along sea-front.

Step-free access to ship

Yes

Wheelchair Accessible

Yes

Additional Accessibility Information

N/A

CATEGORY A



Ardrossan Harbour

Ardrossan Ferry Terminal, KA22 8ED

Car Parking

500+ pay & display spaces within Harbour area. Parking is not permitted in any other areas of the harbour.

Step-free up to gangway

Yes

Wheelchair Accessible

Yes

Additional Accessibility Information

N/A

CATEGORY A



Blairmore Pier

Blairmore, PA23 8TJ

Car Parking

Parking available throughout Blairmore village.

Step-free up to gangway

Yes

Wheelchair Accessible

Yes

Additional Accessibility Information

Some caution is needed as passengers must walk on pier timbers which have slight gaps between them and can be slippery when wet.

CATEGORY A



Campbeltown

Campbeltown Harbour, PA28 6ED

Car Parking

On street parking available throughout Campbeltown.

Step-free up to gangway

Yes

Wheelchair Accessible

Yes

Additional Accessibility Information

N/A

CATEGORY A



Dunoon

Dunoon Breakwater, PA23 7HJ

Car Parking

Free parking available adjacent to breakwater entrance.

Step-free up to gangway

Yes

Wheelchair Accessible

Yes

Additional Accessibility Information

Low water can result in noticeably steep gangways. Process of boarding / disembarkation can therefore occasionally be difficult.

CATEGORY B



Girvan Harbour

Girvan, KA26 9AJ

Car Parking

Parking available at the harbour.

Step-free up to gangway

Yes

Wheelchair Accessible

Yes

Additional Accessibility Information

N/A

CATEGORY A



Glasgow

Glasgow Science Centre, G51 1EA

Car Parking

Parking is available at the Science Centre Car Park. Allow 10 minutes to walk from the car park to the gangway.

Step-free up to gangway

Yes

Wheelchair Accessible

Yes

Additional Accessibility Information

Low water can result in noticeably steep gangways. Process of boarding / disembarkation can therefore occasionally be difficult.

CATEGORY B



Greenock

Custom House Quay, PA15 1EQ

Car Parking

Free parking available on and around quayside.

Step-free up to gangway

Yes

Wheelchair Accessible

Yes

Additional Accessibility Information

Passengers are advised that the quayside surface is cobbled.

CATEGORY A



Kilcreggan Pier

Kilcreggan, G84 0JH

Car Parking

Free parking available to the right of pier entrance.

Step-free access to ship

Yes

Wheelchair Accessible

Yes

Additional Accessibility Information

N/A

CATEGORY A



Largs Pier

Largs, KA30 8BG

Car Parking

Pay & Display parking available at Largs shorefront. The car park on shorefront can become full by mid-morning in summer, please allow time to park. Other on street parking available throughout Largs.

Step-free up to gangway

Yes

Wheelchair Accessible

Yes

Additional Accessibility Information

N/A

CATEGORY A



Lochranza Pier

Lochranza, KA27 8HL

Car Parking
Limited parking on roadside.

Step-free up to gangway
Yes

Wheelchair Accessible
Yes

Additional Accessibility Information
N/A

CATEGORY A



Millport (Keppel)

Isle of Cumbrae, KA28 0EG

Car Parking
On street parking available.

Step-free up to gangway
No

Wheelchair Accessible
Yes

Additional Accessibility Information
Allow 30 minutes between Millport and Keppel.

CATEGORY A



Rothesay Pier

Rothesay, PA20 9AQ

Car Parking
Limited on-street parking available throughout Rothesay.

Step-free up to gangway
Yes

Wheelchair Accessible
Yes

Additional Accessibility Information
N/A

CATEGORY A



Tarbert Pier

Tarbert, PA29 6UF

Car Parking
On street parking near pier and in village, approx. 15 min walk between the pier and village.

Step-free up to gangway
Yes

Wheelchair Accessible
Yes

Additional Accessibility Information
Passengers must walk on pier timbers which have slight gaps between them and can be slippery when wet.

CATEGORY A



Tighnabruaich Pier

Tighnabruaich, PA21 2EA

Car Parking
Limited parking available on roadside.

Step-free access to ship
Yes

Wheelchair Accessible
Yes

Additional Accessibility Information
Passengers must walk on pier timbers which have slight gaps between them and can be slippery when wet.

CATEGORY A



Troon Harbour

Port of Troon, Harbour Rd, KA10 6DH

Car Parking
Parking available beyond Saw Mill Cottages.

Step-free up to gangway
Yes

Wheelchair Accessible
Yes

Additional Accessibility Information
Low water can result in noticeably steep gangways. Process of boarding/disembarkation can therefore occasionally be difficult.

CATEGORY A

