

WAVERLEY

THE WORLD'S LAST SEAGOING PADDLE STEAMER



SOUTH WEST, SOUTH COAST & ISLE OF WIGHT ACCESSIBILITY GUIDE



Introduction

Paddle Steamer Waverley is a heritage vessel from the 1940s which operates from over 70 ports and piers around the UK. In operating Waverley for public benefit we work to provide a safe and enjoyable experience for all passengers, including those with accessibility needs. This guide is provided to aid passengers in planning their trip aboard Waverley.

If you have any specific requirements or further questions regarding accessibility, please contact our Booking Office by emailing info@waverleyexcursions.co.uk prior to your cruise.

Gangways and Wheelchair Access

The gangways leading to Waverley have foot ridges for safety purposes therefore wheelchairs can't be pushed across gangways. Wheelchair passengers who are unable to walk across the gangway will need to be carried across whilst seated in the wheelchair.

For safety reasons, there is a maximum weight limit of 14 stone (90kg) for passengers which can be carried in wheelchairs. Please keep this in mind when planning your cruise.

Please be aware that there may be stairs on one or both ends of the gangway when embarking or disembarking Waverley. Our crew members are able to assist passengers who require additional support or have limited mobility.

Electric Wheelchairs and Motor Scooters

Due to safe manual handling regulations and the nature of Waverley's gangways, we are unable to carry electric wheelchairs or motor scooters on board Waverley. We apologise for any inconvenience this may cause.

Moving Around Waverley

As Waverley is a historic passenger ship, the stairs between the decks are relatively steep. If you have any concerns or require assistance navigating the stairs, please ask our crew members for help.

Accessible Toilet

Waverley has an accessible toilet facility on the promenade deck, which can be accessed using a Radar Key or by collecting a key from the Purser's Office or the Caledonia Tea Bar.




Coach Connections

Some of Waverley's trips include a coach connection. Please contact us to confirm if there are accessible coaches operating where a section of the trip is undertaken by coach.

Ports and Piers Information

Many of the piers Waverley uses were built in the days before easy accessibility and step-free access were considered necessary. Embarking and disembarking the ship can also be made difficult due to tidal ranges in certain locations.

We use three categories for classifying the accessibility of each port / pier as shown in the table below.

Category	Description
 A	Category A ports / piers have no restrictions to accessing Waverley for disabled passengers or those with restricted mobility.
 B	These ports / piers may have access restrictions depending on local tidal conditions.
 C	These ports / piers have access restrictions with no step-free access.

Please note that at any port / pier there may be steps at the gangway or once aboard Waverley.

Please note that at any port / pier there may be steps at the gangway and once aboard Waverley.

Pier / Port	Category	Pier / Port	Category
Dartmouth	A	Poole	A
Eastbourne	C	Portsmouth	C
Falmouth	A	Ryde	C
Fowey	C	Shoreham	A
Gosport	C	Southampton	A
Mevagissey	A	Swanage	C
Newhaven	A	Torquay	A
Penzance	A	Weymouth	A
Plymouth	A	Yarmouth	A

Dartmouth Town Jetty

Dartmouth, TQ6 9BH

Car Parking

Town centre parking in Dartmouth is limited. A Park & Ride bus service will be in operation from Dartmouth Park & Ride, TQ6 9LW.

Step-free up to gangway

Yes

Wheelchair Accessible

Yes

Additional Accessibility Information

N/A

CATEGORY A



Eastbourne Pier

Eastbourne, BN21 3EL

Car Parking

Limited on-street parking available on Marine Parade & Grand Parade.

Step-free up to gangway

No

Wheelchair Accessible

No, stairs must be used to reach landing stage.

Additional Accessibility Information

Passengers should be aware that Eastbourne Pier is approx. 300 meters in length.

CATEGORY C



Falmouth Docks

Falmouth Docks, TR11 4NR

Car Parking

Passengers are advised to use local parking outside the Port grounds.

Step-free up to gangway

Yes

Wheelchair Accessible

Yes

Additional Accessibility Information

Passengers must present themselves at the A&P Security Gate near the Spar/Post Office at 5 Bar Road, Falmouth, TR11 4BW for shuttle bus transfer to Waverley's berth.

CATEGORY A



Fowey Town Quay

Fowey, PL23 1AT

Car Parking

Main Car Park, PL23 1ET approx. 5 minutes walk downhill.

Step-free up to gangway

No

Wheelchair Accessible

No

Additional Accessibility Information

Passengers will embark / disembark Waverley via small boat transfer at Fowey. This is unsuitable for passengers in wheelchairs.

CATEGORY C



Gosport Ferry Berth

Gosport, PO12 1EP

Car Parking

Passengers are advised to use local parking outside the Port grounds.

Step-free up to gangway

Step-free up to gangway

Wheelchair Accessible

No

Additional Accessibility Information

Passengers will transfer to Waverley via tender vessel from the Gosport Ferry Terminal, PO12 1EP. This is not suitable for passengers in wheelchairs.

CATEGORY C



Mevagissey Harbour

Mevagissey, PL26 6UX

Car Parking

Recommended Pay & Display parking available at the Harbour Car Park, PL26 6UX and Willow Car & Coach Park, off Valley Road, PL26 6SB. Please note Waverley's berth is approximately 15-20 minute walk from Willow Car & Coach Park.

Step-free up to gangway

Yes

Wheelchair Accessible

Yes

Additional Accessibility Information

N/A

CATEGORY A



Newhaven

Car Parking

Shuttle bus pick up point details for shuttle buses will be provided prior to the sailing.

Step-free up to gangway

Yes

Wheelchair Accessible

Yes

Additional Accessibility Information

Shuttle buses will operate into the Docks to meet Waverley. Pick up point details for shuttle buses will be provided prior to the sailing.

CATEGORY A



Penzance, TR18 4AB

Penzance Terminal

Penzance, TR18 4AB

Car Parking

Pay & Display parking available at St Anthony's Long Stay Car Park TR18 4AU. On-street parking available along Promenade and throughout Penzance.

Step-free up to gangway

Yes

Wheelchair Accessible

Yes

Additional Accessibility Information

N/A

CATEGORY A



Plymouth Barbican Landing Stage

Plymouth, PL1 2NX

Car Parking

Pay and Display parking available at Lambhay Hill Car Park PL1 2NR, and Elphinstone Car Park PL1 2NU.

Step-free up to gangway

Yes

Wheelchair Accessible

Yes

Additional Accessibility Information

N/A

CATEGORY A



Poole Town Quay

Poole, BH15 1BQ

Car Parking

Pay & Display parking available at Quay visitors multi-storey car park, BH15 1SB

Step-free up to gangway

Yes

Wheelchair Accessible

Yes

Additional Accessibility Information

N/A

CATEGORY A



Portsmouth Harbour

Portsmouth, PO1 3EP

Car Parking

Approx. 60 pay & display parking spaces available at The Harbour, Havant Street, PO1 3HA.

Step-free up to gangway

No - one flight of stairs on tender vessel

Wheelchair Accessible

No

Additional Accessibility Information

Passengers will transfer to Waverley via tender vessel from Portsmouth Harbour at the Gosport Ferry Terminal, PO1 3EP. This is not suitable for passengers in wheelchairs.

CATEGORY C



Ryde Pier

Ryde, PO33 2HE

Car Parking

Limited pay & display parking available at the Pier Head.

Step-free up to gangway

No - one flight of stairs on tender vessel

Wheelchair Accessible

No

Additional Accessibility Information

Passengers will transfer to Waverley via tender boat from Ryde Pier Head. This is unsuitable for passengers in wheelchairs. Passengers should be aware that the distance from Ryde Esplanade to Pier Head is half a mile.

CATEGORY C



Shoreham Docks

Shoreham, BN43 6PA

Car Parking

Pay & Display parking available throughout Shoreham.

Step-free up to gangway

Yes

Wheelchair Accessible

Yes

Additional Accessibility Information

Mandatory shuttle service to be provided from the East side of Ham Road, directly outside Focus Group building, Shoreham-by-Sea BN43 6PA..

CATEGORY A



Southampton Docks Southampton Central Station, SO15 1AL

Car Parking

Pay & Display parking available on Broad Road on the hill behind the pier.

Step-free up to gangway

No, a short flight of stairs must be used.

Wheelchair Accessible

Not to the gangway due to a small flight of stairs.

Additional Accessibility Information

Passengers should be aware that Swanage Pier is 196 metres in length.

CATEGORY A



Swanage Pier

Swanage Pier, BH19 2AW

Car Parking

Pay & Display parking available on Broad Road on the hill behind the pier.

Step-free up to gangway

No, a short flight of stairs must be used.

Wheelchair Accessible

Not to the gangway due to a small flight of stairs.

Additional Accessibility Information

Passengers should be aware that Swanage Pier is 196 metres in length.

CATEGORY C



Torquay Haldon Pier

Torquay, TQ1 2BG

Car Parking

Pay & display parking available at Beacon Quay Car Park, TQ1 2BG - 138 spaces.

Step-free up to gangway

Yes

Wheelchair Accessible

Yes

Additional Accessibility Information

N/A

CATEGORY A



Weymouth Harbour

Weymouth, DT4 8DZ

Car Parking

Parking available at Pavilion Car Park, DT4 8DZ.

Step-free up to gangway

Yes

Wheelchair Accessible

Yes

Additional Accessibility Information

N/A

CATEGORY A



Yarmouth Pier

Yarmouth Pier, PO41 0NP

Car Parking

A long stay car park is available at River Road, PO41 0NU.

Step-free up to gangway

Yes

Wheelchair Accessible

Yes

Additional Accessibility Information

Passengers should be aware that Yarmouth Pier is 186 metres in length.

CATEGORY A

